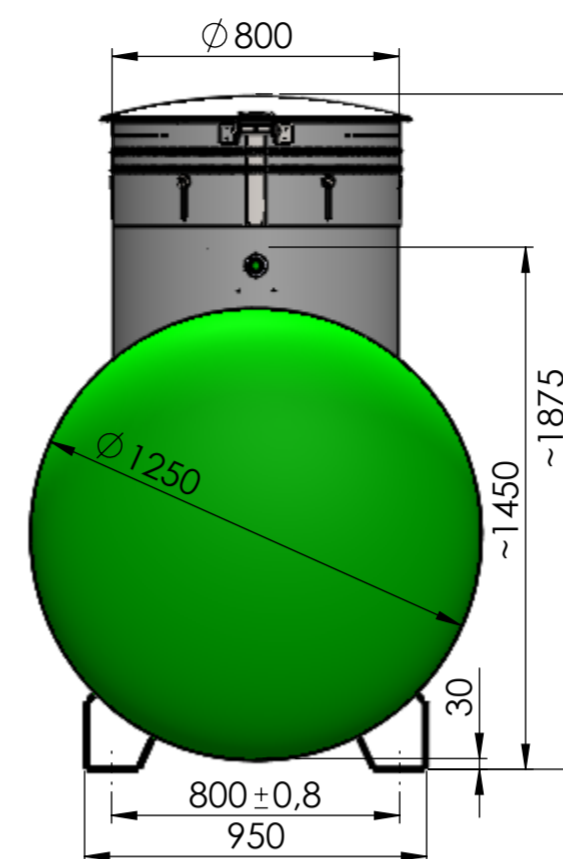
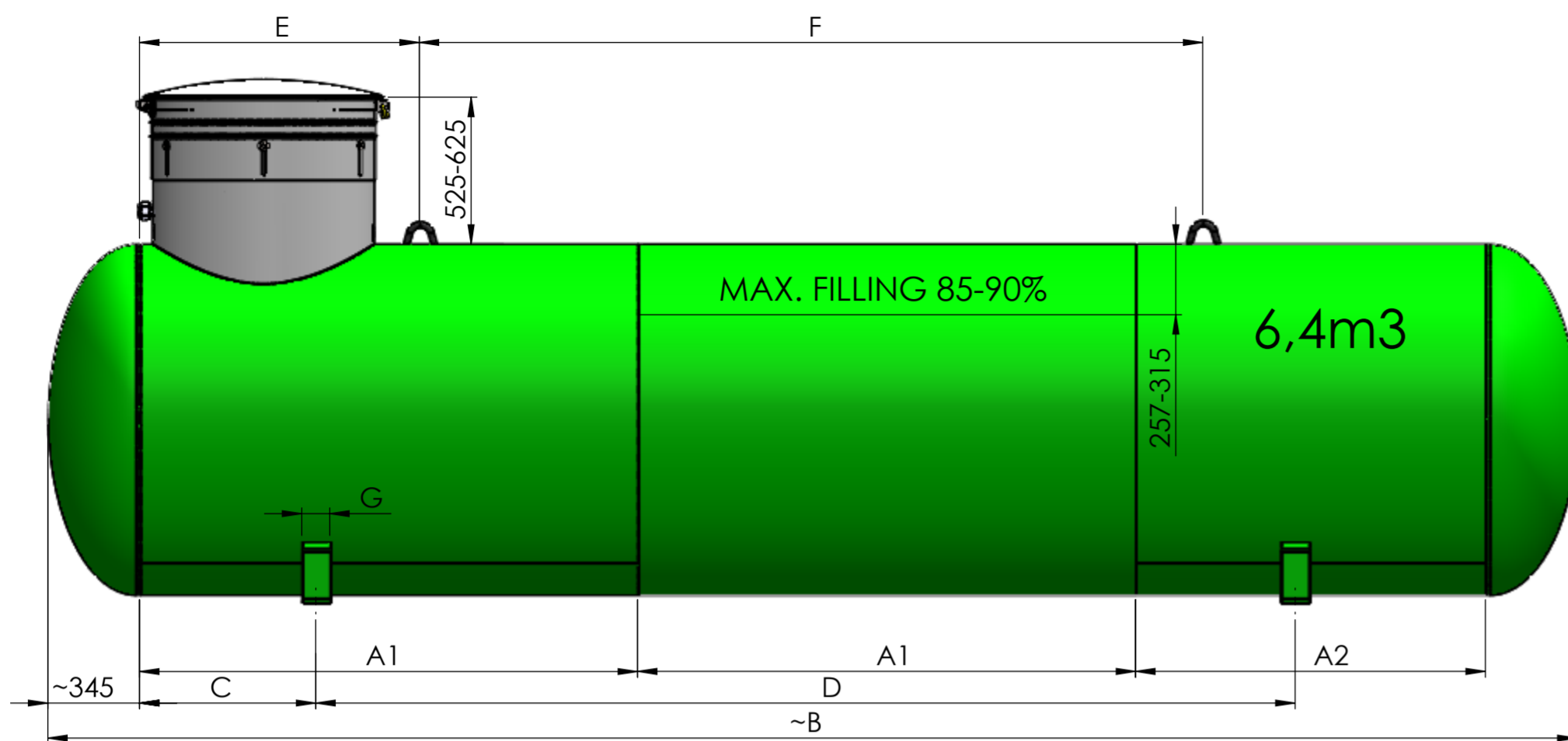


# UNDERGROUND TANK D1250



| VOLUME (m <sup>3</sup> ) | A1 (mm)   | A2 (mm) | QUANTITY A (ks) | B (mm) | C (mm) | D (mm) | E (mm) | F (mm) | G (mm) | WEIGHT (kg) |
|--------------------------|-----------|---------|-----------------|--------|--------|--------|--------|--------|--------|-------------|
| 1,0                      | 415       | -       | 1               | ~1100  | 208    | -      | 215    | -      | 100    | 290         |
| 1,6                      | 890       | -       | 1               | ~1590  | 195    | 500    | 215    | -      | 100    | 390         |
| 1,8                      | 1050      | -       | 1               | ~1740  | 175    | 700    | 215    | -      | 100    | 410         |
| 2,1                      | 1250      | -       | 1               | ~1960  | 180    | 900    | 215    | -      | 100    | 455         |
| 2,3                      | 1500      | -       | 1               | ~2190  | 200    | 1100   | 215    | -      | 100    | 485         |
| 2,7                      | 1780      | -       | 1               | ~2480  | 190    | 1400   | 890    | -      | 100    | 530         |
| 3,6                      | 2500      | -       | 1               | ~3200  | 250    | 2000   | 490    | 1500   | 100    | 670         |
| 4,8                      | 1780      | -       | 2               | ~4250  | 780    | 2000   | 1100   | 1320   | 100    | 840         |
| 6,0                      | 1500      | -       | 3               | ~5160  | 750    | 3000   | 1250   | 2000   | 100    | 1010        |
| 6,4                      | 1780 (2x) | 1250    | 3               | ~5500  | 630    | 3500   | 1000   | 2800   | 100    | 1070        |
| 7,0                      | 1780      | -       | 3               | ~6020  | 910    | 3500   | 1300   | 2600   | 100    | 1150        |
| 9,1                      | 1780      | -       | 4               | ~7790  | 1060   | 5000   | 2050   | 3000   | 100    | 1390        |
| 10,0                     | 1780 (3x) | 1250    | 5               | ~8520  | 930    | 2x3000 | 2350   | 3400   | 100    | 1550        |
| 10,2                     | 2000      | -       | 4               | ~8690  | 860    | 2x3000 | 2250   | 3400   | 100    | 1570        |
| 11,2                     | 1780      | -       | 5               | ~9560  | 1430   | 2x3000 | 2750   | 3300   | 100    | 1750        |
| 11,5                     | 1500      | -       | 6               | ~9690  | 850    | 2x3500 | 2490   | 4000   | 100    | 1775        |
| 12,8                     | 1780 (5x) | 1250    | 6               | ~10850 | 1075   | 2x4000 | 2820   | 4500   | 100    | 1975        |
| 13,0                     | 1780 (3x) | 1250    | 7               | ~11020 | 1130   | 2x4150 | 2565   | 5000   | 100    | 2015        |

| MAX. WORKING PRESSURE | TESTING PRESSURE | MAX. WORKING TEMPERATURES |
|-----------------------|------------------|---------------------------|
| 12,1 BAR              | 17,3 BAR         | -20/+30 °C (-40/+30 °C)   |
| 15,6 BAR              | 22,3 BAR         | -20/+40 °C (-40/+40 °C)   |
| 16,7 BAR              | 23,9 BAR         | -20/+45 °C (-40/+45 °C)   |
| 17,6 BAR              | 25,2 BAR         | -20/+50 °C (-40/+50 °C)   |

## STANDARD DESIGN ACCORDING TO EN ISO 12542\_A1, AD2000, PED 2014/68/EU

MAXIMUM WORKING PRESSURE: 15,6 bar  
 TESTING PRESSURE: 22,3 bar  
 WORKING TEMPERATURES: -20/+40 °C  
 MAXIMUM FILLING: 85 %  
 CORROSION ALLOWANCE: 0 mm  
 WELD FACTOR MAXIMUM WORKING PRESSURE: 1

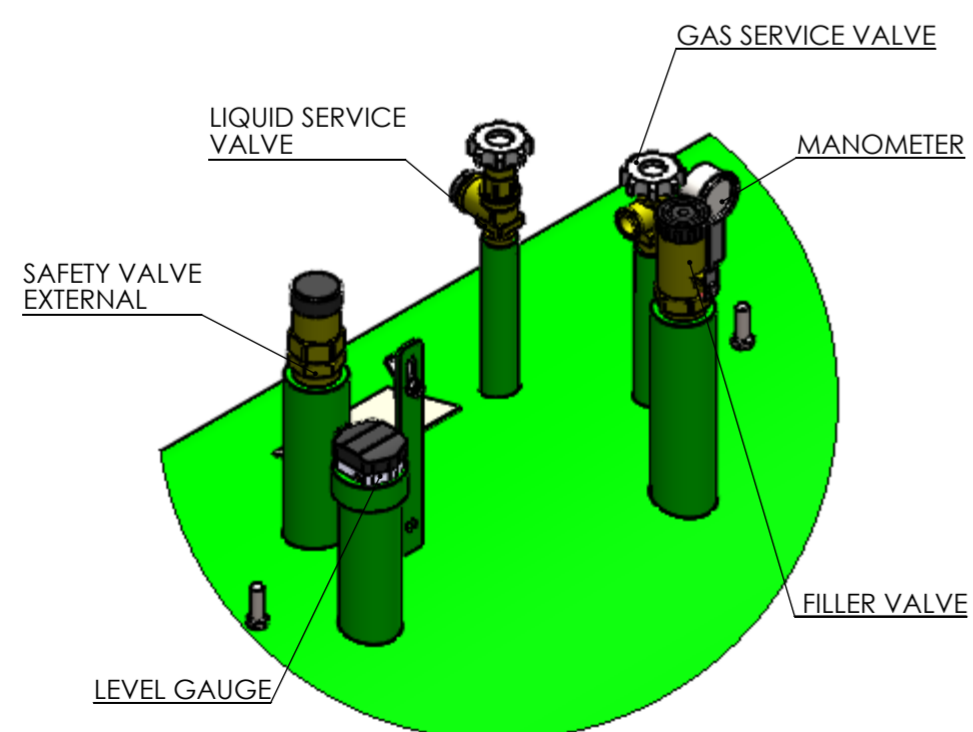
WELDED JOINTS EVALUATION ACCORDING TO AD-HP0

ADDITIONAL WELDING MATERIALS:  
 WELDS 135 - WIRE 1,2 mm EN ISO 14341\_A  
 WELDS 121 - WIRE 3,0 mm EN ISO 14171\_A  
 WELDS 141 - WIRE 2,0 mm EN ISO 636\_A

SURFACE FINISH:  
 SAND BLASTED Sa 2,5  
 EPOXY COATED MIN. 1000µm,  
 ACCORDING TO DIN 4681/3, ISO TEST 25kV RAL 6017

| NAME                  | MANUFACTURER | TYPE               | QUANTITY | MATERIAL |
|-----------------------|--------------|--------------------|----------|----------|
| FILLER VALVE          | REGO         | 7501               | 1        | 2.0402   |
| FILLER VALVE          | REGO         | 7579               | 1        | 2.0402   |
| FILLER VALVE          | REGO         | 7879               | 1        | 2.0402   |
| FILLER VALVE          | GOK          | FV/54020           | 1        | 2.0402   |
| FILLER VALVE          | GOK          | FV/54010           | 1        | 2.0402   |
| FILLER VALVE          | SRG          | 481                | 1        | 2.0402   |
| FILLER VALVE          | OMECA        | VRN 88             | 1        | 2.0402   |
| FILLER VALVE          | OMECA        | VRN 20             | 1        | 2.0402   |
| GAS SERVICE VALVE     | REGO         | 9101 DK            | 1        | 2.0402   |
| GAS SERVICE VALVE     | REGO         | 7556 R             | 1        | 2.0402   |
| GAS SERVICE VALVE     | GOK          | 55212              | 1        | 2.0402   |
| GAS SERVICE VALVE     | GOK          | FST3.1VK/55 220 71 | 1        | 2.0402   |
| GAS SERVICE VALVE     | SRG          | 483-433-1001       | 1        | 2.0402   |
| GAS SERVICE VALVE     | SRG          | 489-914-1004       | 1        | 2.0402   |
| GAS SERVICE VALVE     | OMECA        | 8075               | 1        | 2.0402   |
| GAS SERVICE VALVE     | OMECA        | GSE 35             | 1        | 2.0402   |
| GAS SERVICE VALVE     | OMECA        | GS 41              | 1        | 2.0402   |
| GAS SERVICE VALVE     | OMECA        | GS 80              | 1        | 2.0402   |
| LIQUID SERVICE VALVE  | REGO         | 7550PX             | 1        | 2.0402   |
| LIQUID SERVICE VALVE  | REGO         | 7590 UT            | 1        | 2.0402   |
| LIQUID SERVICE VALVE  | REGO         | 7591 UT            | 1        | 2.0402   |
| LIQUID SERVICE VALVE  | GOK          | FEV/55 160 00      | 1        | 2.0402   |
| LIQUID SERVICE VALVE  | SRG          | 484-011-1001       | 1        | 2.0402   |
| LIQUID SERVICE VALVE  | OMECA        | RL 15              | 1        | 2.0402   |
| LIQUID SERVICE VALVE  | OMECA        | VL 13              | 1        | 2.0402   |
| LEVEL GAUGE           | ROCHESTER    | 6281               | 1        | -        |
| LEVEL GAUGE           | SRG          | 487-913-1024       | 1        | -        |
| LEVEL GAUGE           | SRG          | 487-913-1914       | 1        | -        |
| SAFETY VALVE EXTERNAL | REGO         | 3131+CD31          | 2        | 2.0402   |
| SAFETY VALVE EXTERNAL | GOK          | ATVS 20            | 2        | 2.0402   |
| SAFETY VALVE EXTERNAL | SRG          | 485-911            | 2        | 2.0402   |
| SAFETY VALVE EXTERNAL | OMECA        | EU20/ST20          | 2        | 2.0402   |
| SAFETY VALVE EXTERNAL | REGO         | 3132+CD32          | 1        | 2.0402   |
| SAFETY VALVE EXTERNAL | GOK          | ATVS 25            | 1        | 2.0402   |
| SAFETY VALVE EXTERNAL | SRG          | 485-415            | 1        | 2.0402   |
| SAFETY VALVE EXTERNAL | OMECA        | EU25/ST25          | 1        | 2.0402   |
| SAFETY VALVE EXTERNAL | REGO         | 3135+CD35          | 1        | 2.0402   |
| SAFETY VALVE EXTERNAL | GOK          | ATVS 32            | 1        | 2.0402   |
| SAFETY VALVE EXTERNAL | SRG          | 485-417            | 1        | 2.0402   |
| SAFETY VALVE EXTERNAL | OMECA        | EU30/ST32          | 1        | 2.0402   |
| SAFETY VALVE INTERNAL | SRG          | 486-924-1056       | 1        | 2.0402   |
| SAFETY VALVE INTERNAL | GOK          | SV-A8684/56 112 42 | 1        | 2.0402   |
| SAFETY VALVE INTERNAL | OMECA        | 66.1129            | 1        | 2.0402   |
| SAFETY VALVE INTERNAL | REGO         | 8684G              | 1        | 2.0402   |
| SAFETY VALVE INTERNAL | REGO         | 8685G              | 1        | 2.0402   |
| MULTIVALVE            | REGO         | G8475RV            | 1        | 2.0402   |
| MULTIVALVE            | OMECA        | D2370              | 1        | 2.0402   |

## STANDARD VALVES SET



## OPTION WITH MULTIVALVE

